

Application

PREPARATION

Prepare

Furniture Linoleum is delivered on rolls. Advised is to cut oversized pieces. Give the pieces enough time to acclimatize at room temperature before applying.

Surface of panel

The surface of a panel must be smooth without irregularities. Smoothness similar to a sanded surface with sandpaper K120 or finer.

ADHESIVE

Determine the type of surface

A regular PVAc white wood glue can be used to adhere when the surface of the panel is absorbent to water like the most uncoated wood based panels. When preferred a contact adhesive PSA can also be used to adhere.

When the surface of the panel is non-absorbent to water like solid phenolic core, HPL, or coated materials. The surface must be sanded with a sandpaper K120 or finer. A contact adhesive PSA can be used to adhere.

Inform yourself about user instructions of the adhesive manufacturer.

PRESS

Balancing panel

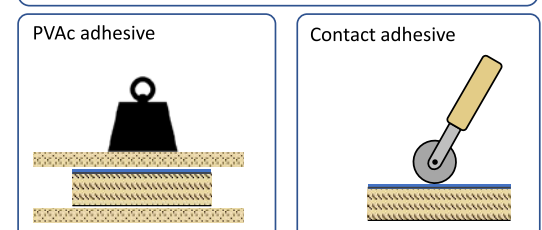
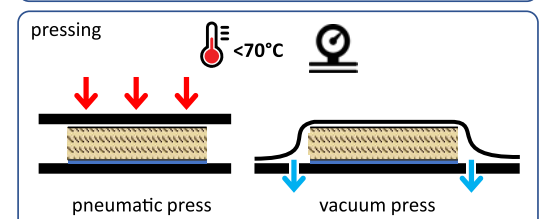
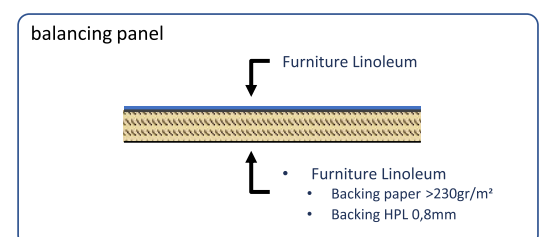
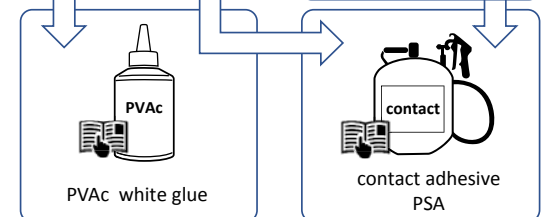
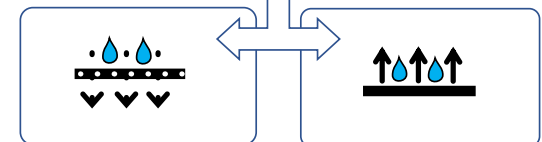

Lamination rule number one is to balance the panel board by laminating the opposite surface with the same material i.e. Furniture Linoleum with the same adhesive. Alternatively seen in practice is also the use of a backing paper of $>230\text{gr/m}^2$ or a backing HPL of 0,8mm.

Pressing

For pressing the Furniture Linoleum a pneumatic press or vacuum press can be used. Keep pressure lower than used for HPL and temperatures below 70°C . Inform yourself about user instructions of the adhesive manufacturer.

DIY press

For small scale work pressure can be applied by weight or making use of clamps. When using contact adhesive a rubber roller may be sufficient.



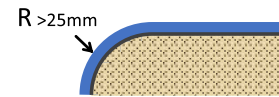
Tips

BEND

Bending radius

Furniture Linoleum can be applied on a radius larger than 25 mm. The warmer the Furniture Linoleum is the easier it bends. Avoid bending when the material is cold.

Bending




EDGE FINISH

Edge finish

The edge of the panel board can be finished in several ways. Clean cut edge finish by making use of the material of the panel board. E.g. plywood or black MDF.

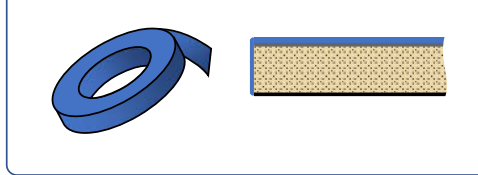
Edge finish



Edge band

Edge band is used when it is preferred to cover the edge of the panel board. Edge band is available in several materials and widths e.g. ABS, wood, etc.

Edge band



For more information see www.forbo-flooring.com/furniture or contact your local Forbo technical representative.