












Cleaning recommendation noraplan®

1.	Initial cleaning after installation (if necessary)	 <p>Machine wet scrubbing using an active or microfibre pad or a red pad*.</p> <p>If no strong construction site contamination is present, noraplan floor coverings usually do not require initial cleaning and routine cleaning can be started immediately. An initial cleaning after installation is only necessary for noraplan uni.</p>	 <p>After vacuuming off the loose dirt with a wet vacuum cleaner scrub again with clean water and vacuum or scrub and dry.</p>
2.	Initial polishing treatment/ polishing treatment	 <p>After the initial or intensive cleaning, evenly apply a suitable wash polish by wet mopping.</p>	 <p>The dried polishing agent film can be polished** using a suitable polishing pad*.</p>
3.	Routine cleaning/ polishing (machine)	 <p>Optimal cleaning results are achieved with a scrubber dryer using an active or microfibre pad or a red pad* with a suitable wash polish.</p>	 <p>For maintaining a uniform and appealing look of the floor covering, we recommend polishing** with a suitable polishing pad*.</p>
	Routine cleaning/ polishing (manual)	 <p>Remove dust by using suitable microfibre wipes, mop fleece or dust-binding cloths.</p>	 <p>Adhesive water-soluble or emulsifiable contaminations are removed by wet mopping.</p>
4.	Intermediate cleaning	 <p>To remove walking or heel marks and to maintain a uniform and optically appealing look of the floor covering, we recommend cleaning with suitable wash polishes using a suitable polishing pad*.</p>	
5.	Intensive cleaning	 <p>Wet scrubbing using an active or microfibre pad or a red pad* and a suitable cleaning agent. As water-soluble polishing agents are recommended for the polishing treatment, basic cleaning agents are usually not required.</p>	 <p>After vacuuming the loose dirt with a wet vacuum cleaner, the polishing treatment is performed in the same way as the initial polishing treatment.</p>

General notes:

- As coatings (not polishes) require regular and cost-intensive basic cleaning and renewal, nora systems GmbH recommends that noraplan® rubber floor coverings, which are leakproof and have sealed surfaces, not be coated.
- Please observe the instruction in the product and safety data sheets of the cleaning & polishing agents used.
- This cleaning recommendation applies to firmly bonded floor coverings.
- In the health care sector and in laboratory areas, the initial polishing treatment by wiping is preferred, due to the media used, such as surface-, hand- and instrument disinfectants and solvents.
- * Suitable pads: 3 M etc.

** Use single-disc polishing machine with speeds of between 1000 - 1500 rpm.

Created in cooperation with
FIGR

Should you have any further questions please contact Inzide Commercial on 0800-800-656 to talk to a flooring professional.

More detailed explanations of the cleaning procedures can be found in our document "Cleaning Definitions".